

Welcome to St Veronica's

*Welcome to our meet the
teacher evening. Thank you
for taking the time to attend.*



Meet our team



Mrs Taylor

Class
Teacher
(Tuesday,
Wednesday
Am,
Thursday,
Friday



Mrs
Satloka

Class
teacher
Monday
And SENCO



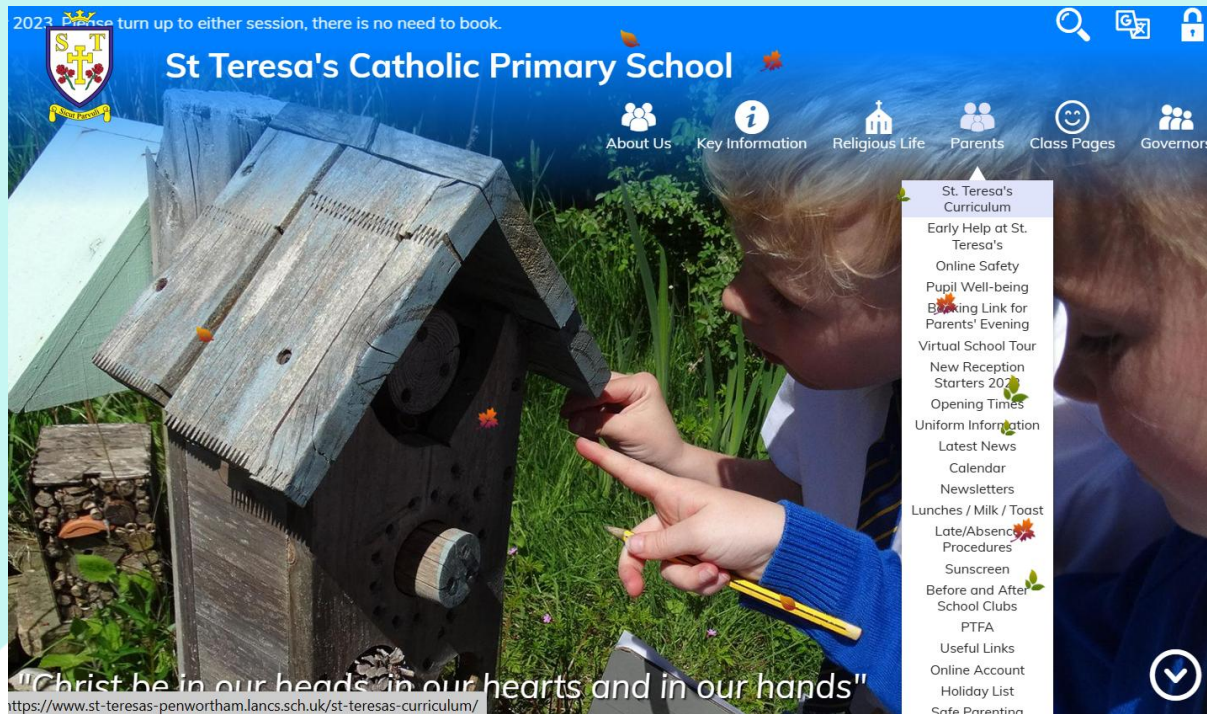
Mrs
Walsh

Class TA
and PPA
cover
Thursday
PM

Our Class



Please see details of our whole school curriculum under the parents tab of the school website.



St Teresa's Catholic Primary School

Related Links

- St. Teresa's Curriculum
- Early Help at St. Teresa's
- Online Safety
- Pupil Well-being
- Booking Link for Parents...
- Virtual School Tour
- New Reception Starters ...
- Opening Times
- Uniform Information
- Latest News
- Calendar

St. Teresa's Curriculum

Home >> Parents >> St. Teresa's Curriculum



Curriculum

Curriculum Information



Curriculum Maps



[KS1 Autumn 1 Curriculum Overview 2023.pdf](#)



[Animals including humans Autumn Term Cycle B.pdf](#)



[Knowledge Organiser Geography Autumn Amazing Spaces and Places.pdf](#)

Please see our curriculum maps and knowledge organisers on the class page (St Veronica) of the website. We share these half termly via See Saw.

Catholic life

St Teresa's aims to give your child an experience of a caring Christian community that will influence and shape their future lives.

We start our day with our morning prayer, followed by a lunch time prayer and home time prayer.

Throughout the week children worship in a variety of ways

Monday - Meditation

Tuesday - Worship assembly

Wednesday - Hymn practice

Thursday - prayer and liturgy


Friday - Individual prayer

Each class takes part in Mass with Father Ian and parents are invited. Parents will also have the opportunity to attend our worship (dates and times will be sent out)



Reading

- Please ensure your child has their reading books in their bags each day.
- Read a little at a time but often (daily preferably!).
- We read each sentence 3 times to develop their fluency.
- Talk about stories before, during and after, discuss the plot, characters, feelings and actions, predict what will happen and encourage children to have their own opinions. It is vital to develop children's comprehension alongside word reading.
- Enjoy stories together.
- Please can you sign your child's diary to confirm they've read their book so we can change it. Your feedback on your child's reading is important to us.



A screenshot of the ELS (Essential Letters and Sounds) website. The header includes the ELS logo and the text 'Essential Letters and Sounds'. Below the header, there are links to 'ELS Termly Progression.pdf', 'glossary-for-phonics.pdf', 'PowerPoint-for-Parents-Meeting.pptx', and 'ELS - more information for parents'. The 'Oxford Owl eBooks' section features a banner for the 'Oxford Owl eBook Library' with a link to read with a child at home. The 'Videos for Parents' section shows two video thumbnails: 'Phase 2 sounds' and 'Phase 3 sounds', both featuring the ELS logo and a background of purple flowers.

How to read a decodable book





Please see our website for support with helping with maths at home

- > Parents
- > St Teresa's Curriculum
- > Curriculum
- > Mathematics

Parent guides to support the White Rose 'Maths with Michael' series



Parents guide Place Value.pdf



Parents guide Subtraction.pdf



Parents guide Multiplication.pdf



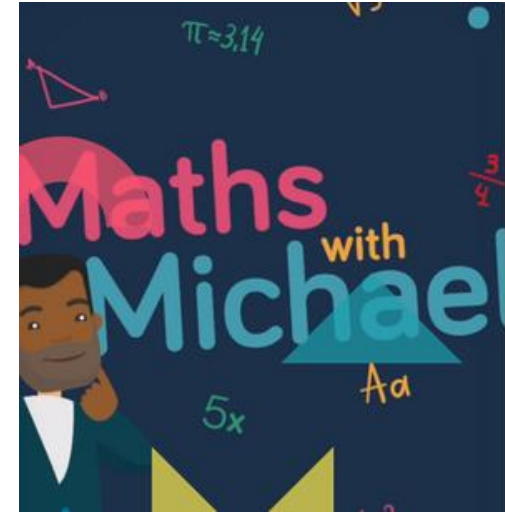
Parents guide Division.pdf



Parents guide Fractions.pdf



Parents guide Algebra.pdf





Free parent workbooks

Click on the link below to be directed to the White Rose Maths website. There are parent workbooks for all of the blocks that are covered in each year group (Y1-Y6).




[Parent workbooks](#)



1 Minute Maths
Top Marks - Hit
The Button

Phonics Screening

- The screening will take place June 2026.
- Children will complete the screening 1:1 with a Key Stage 1 teacher with whom they are familiar.
- Children are assessed on reading of Phase 2, 3 and Phase 5 words.
- They read a mixture of “alien” words and real words.
- The children will be very familiar with the format of the screening as we will be doing lots of practice in school.
- An information pack with resources for you to support your child will be sent home next year, nearer to the screening.



SATS

From the summer term of 2016, children at the end of Key Stage One have been required to undertake Statutory Assessment Tests (SATs papers). These are national tests set by the government and reflect the changes to the National Curriculum.

However, they are non statutory from September 2023. The children will therefore be assessed as any other year group at the end of the academic year.

Writing


The Curious Quests is an immersive adventure into story, poetry and make-believe and gives children a childhood that brims with endless possibilities to invent, imagine and story dream.

Children begin 'Curious Quests' in Year 1 after completion of Drawing Club in Year R.

The Curious Quests combines short carpet sessions, group work and children exploring open-ended resources such as junk modelling, construction, playdough, role play and being outside.

The children use quests and key characters to provide joy in the learning of SPAG content as well as applying their phonic understanding too.

The Curious Quests wants to build on the liberation of Drawing Club that shows children that writing is for them and that the pen is a magic wand. They write for their own joy, not to meet the demands of the adults.



The year 1 and 2 common exception word lists are on St Veronnica page of our website

Common exception words for Year 1

Here are some common exception words – words that are spelled without using the normal spelling rules – that children in England are expected to be able to spell by the end of Year 1 (age 6).

the	we	pull
a	no	full
do	go	he
to	so	me
today	by	she
of	my	house
said	here	our
says	there	friend
are	where	school
were	love	put
was	come	push
is	some	you
his	one	your
has	once	they
I	ask	be

Common exception words for Year 2

Here are some common exception words – words that are spelled without using the normal spelling rules – that children in England are expected to be able to spell by the end of Year 2 (age 7).

door	everybody	improve
floor	even	sure
poor	great	sugar
because	break	eye
find	steak	could
kind	pretty	should
mind	beautiful	would
behind	after	who
child	fast	whole
children	last	any
wild	past	many
climb	father	clothes
most	class	busy
only	grass	people
both	pass	water
old	plant	again
cold	path	half
gold	bath	money
hold	hour	Mr
told	move	Mrs
every	prove	parents

Y2 Groups

In order to meet the needs of the year 2 curriculum we do move children between the two classes for Maths and English.

This is based on the children's individual needs. Some children benefit from a slower pace, different teaching style, smaller groups etc.

Please be reassured that whichever class they're in they still access the year 2 curriculum but in a way that meets their needs.

We've taken this approach in the past and found it to be really beneficial for the children.

The groups are very fluid and children may swap and change groups depending on what we're teaching and individual needs.

Throughout the year, children in Year 2 will have regular opportunities to spend time with their peers in St. Berndette. Some children may be part of Mrs Rawlinson's groups for Phonics, English and Maths, or placed in mixed groups that include children from both classes.

We understand the importance of friendships at this age and if your child would like to have lunch with their friend we are happy to accommodate this to help them maintain those connections.

The children enjoy playtime and school trips together as one whole cohort. Additionally, when outside agencies visit the school, the Year 2 children will take part together.

We will continue to do our best to ensure all children feel a strong sense of connection!



- We set homework on a Friday.
- This will consist of either Maths, Handwriting or Writing.
- The task will either be online or paper based.
- Please send completed homework as a picture via SeeSaw and we will provide feedback.
- We suggest spending 20 minutes per homework task.
- We will send our weekly spelling work via SeeSaw. We will not be testing the children in school on these spellings.
- Common exception/"tricky" words will be shared on our webpage. The children will be assessed termly on their reading and writing of these words.

SeeSaw

This is used for classroom announcements, sharing the children's super work and sending photos of life and activities in our class.

Please use it to send in homework and achievements from home.

Please respect that we may not be able to reply during a busy school day so please phone the office for any urgent message rather than sending it on Seesaw.

We aim to respond within 24 hours during school hours



December show dates to be confirmed



Reminders

- Please remember to send in healthy snacks e.g. fruit, bread sticks, rice cakes, malt bread. Try to avoid items such as chocolate and crisps. Be mindful children need something they can eat within 15 minutes whilst also having time to play!
- If the children have toast they don't need a snack as well
- Water bottles should only contain water (not juice)
- One key ring on your child's book bag please! This means trays can be shut properly.
- Uniform must be in line with school policy
- We cannot accept sweets/cakes on your child's birthday to give out due to allergies

Thank you for attending.

Please don't hesitate to ask any questions.

