

Welcome to Year 2



St Bernadette Class

Welcome to our 'meet the teacher' evening.

Thank you for taking the time to attend.

Mrs Rawlinson (Class Teacher)

Mrs Richardson (Teaching Assistant)
Mrs Koper (Teaching Assistant)



Our Timetable

| | Monday | Tuesday | Wednesday | Thursday | Friday |
|---------------|----------------------------------|--------------------------------|---------------------------------|-----------------------------------|---|
| 8:40-9:00 | Intervention/ Consolidation | Intervention/ Consolidation | Intervention/ Consolidation | Intervention/ Consolidation | Intervention/ Consolidation |
| 9:00 - 9:30 | Carousel (PE/Computing/Music) | Assembly | Singing practise | Collective Worship (9:00-9:15) | Assembly |
| 9:30-10:00 | | Phonics | Phonics | Phonics | Phonics |
| 10:00 - 10:30 | | Maths | Maths | Maths | Maths |
| 10:30-10:45 | B | R | E | A | K |
| 10:45 - 12:00 | Phonics 11:30-12:00 | Finish maths/English | Finish maths/English | Finish maths/English | Finish maths/English |
| 12:00 - 1:15 | L | U | N | C | H |
| 1:15-1:30 | Meditation Mastering number | Mastering number | PPA (Guided read/write) | Mastering number | Individual Prayer Mastering number |
| 1:30 - 1:45 | Guided Read/Write | RE | PPA (2Be Safe Online Safety) | RE | Guided Read/Write |
| 1:45-2:30 | Science | RE | PPA (PSHE) | RE | Art / DT |
| 2:30-3:15 | Science | Geog / Hist | PPA (Handwriting) | PE | Finishing off / Golden Time |



- We set homework on a Friday.
- This will consist of either Maths, Handwriting or Writing.
- The task will either be online or paper based.
- Please send completed homework as a picture via SeeSaw and we will provide feedback.
- We suggest spending 20 minutes per homework task.
- We will send our weekly spelling work via SeeSaw. We will not be testing the children in school on these spellings.
- Common exception/"tricky" words will be shared on our webpage. The children will be assessed termly on their reading and writing of these words.

Curriculum Information



The screenshot shows the website for St Teresa's Catholic Primary School. The header is blue with the school's crest and name. Below the header is a navigation menu with icons for 'About Us', 'Key Information', 'Religious Life', 'Parents', 'Class Pages', and 'Governors'. On the left, there is a 'Related Links' sidebar listing various school pages, with 'St. Bernadette' highlighted. The main content area is titled 'St. Bernadette' and includes a breadcrumb trail 'Home >> Class Pages >> St. Bernadette'. Below this, it says 'Welcome to Year 2' and 'St. Bernadette's Class'. A paragraph of text follows, stating that the page will be updated with class news and learning opportunities. At the bottom, there are links to 'Meet our team in St. Bernadette Class' and 'Class Teacher - Mrs Rawlinson'. A dropdown menu on the right lists other classes: St. Martha, St. Cecilia, St. Veronica, St. Bernadette (selected), St. Joseph, St. Edmund, St. Anthony, St. Augustine, St. Ignatius, Video Resource Centre, and School Blog.

Class information



[St Bernadette New-class-info-document 2025.pdf](#)

Curriculum maps & knowledge organisers



[KS1 Curriculum Map 2025 Autumn 1 Y2.pdf](#)



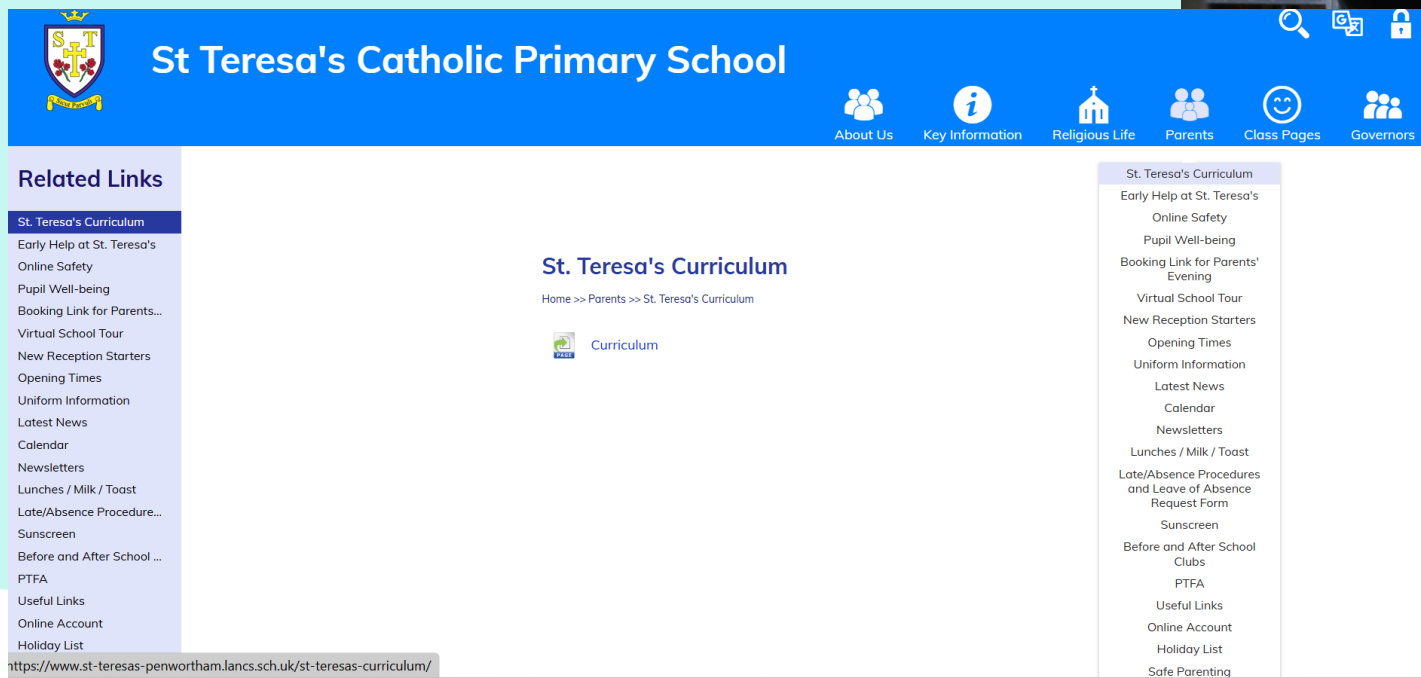
[Animals including humans Autumn Term Cycle B.pdf](#)

Please see our curriculum maps and knowledge organisers on the class page (St Bernadette) of the website. We share these half termly via See Saw.

Please see details of our whole school curriculum under the parents tab of the school website.



- St. Teresa's Curriculum
- Early Help at St. Teresa's
- Online Safety
- Pupil Well-being
- Booking Link for Parents' Evening
- Virtual School Tour
- New Reception Starters
- Opening Times
- Uniform Information
- Latest News
- Calendar
- Newsletters
- Lunches / Milk / Toast
- Late/Absence Procedures and Leave of Absence Request Form
- Sunscreen
- Before and After School Clubs
- PTFA
- Useful Links
- Online Account
- Holiday List
- Safe Parenting



St. Teresa's Curriculum

Home >> Parents >> St. Teresa's Curriculum



- St. Teresa's Curriculum
- Early Help at St. Teresa's
- Online Safety
- Pupil Well-being
- Booking Link for Parents' Evening
- Virtual School Tour
- New Reception Starters
- Opening Times
- Uniform Information
- Latest News
- Calendar
- Newsletters
- Lunches / Milk / Toast
- Late/Absence Procedures and Leave of Absence Request Form
- Sunscreen
- Before and After School Clubs
- PTFA
- Useful Links
- Online Account
- Holiday List
- Safe Parenting

Related Links

- St. Teresa's Curriculum
- Early Help at St. Teresa's
- Online Safety
- Pupil Well-being
- Booking Link for Parents' Evening
- Virtual School Tour
- New Reception Starters
- Opening Times
- Uniform Information
- Latest News
- Calendar
- Newsletters
- Lunches / Milk / Toast
- Late/Absence Procedure...
- Sunscreen
- Before and After School ...
- PTFA
- Useful Links
- Online Account
- Holiday List

<https://www.st-teresas-penwortham.lancs.sch.uk/st-teresas-curriculum/>

Catholic life of the school

As a Catholic school, spiritual development is at the heart of our daily routine. Each day, children take part in meaningful prayer and liturgy sessions which may include:

- Whole class or whole school worship
- Quiet meditation and reflection
- Individual prayer opportunities

Parent Involvement You'll be warmly invited to join us for occasional class prayer sessions, either at the start or end of the day.

However, please note: these gatherings are brief, typically lasting 5-10 minutes but they offer a lovely insight into your child's spiritual journey.

Healthy Snacks

To keep our Year 2 learners energised and focused, please ensure snacks brought to school are:

- Nut-free (to protect children with allergies)
- Low in sugar - think fruit, rice cakes, or plain crackers
- No sweets, chocolate bars or fizzy drinks, please
- No cake or sweets to be given out for birthdays (we will provide sweet treats sometimes)

We want snack time to fuel learning, not sugar rushes!

Uniform Reminders

We're proud of our school and want every child to feel part of our community. Please help us by ensuring:

- No branded hoodies or sportswear
- Sensible black school shoes - no trainers, please
- No jewellery, except for small, simple watch (no smart watches, no 'noise')
- Long hair tied back for safety and hygiene

These expectations help us keep things fair, safe, and focused on learning.

SATS

From the summer term of 2016, children at the end of Key Stage One have been required to undertake Statutory Assessment Tests (SATs papers). These are national tests set by the government and reflect the changes to the National Curriculum.

However, they are non statutory from September 2023. The children will therefore be assessed as any other year group at the end of the academic year.



Please see our website for support with helping with maths at home

- > Parents
- > St Teresa's Curriculum
- > Curriculum
- > Mathematics

Parent guides to support the White Rose 'Maths with Michael' series



Parents guide Place Value.pdf



Parents guide Subtraction.pdf



Parents guide Multiplication.pdf



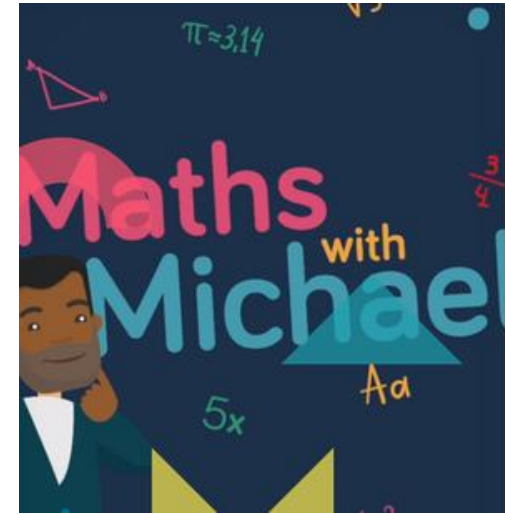
Parents guide Division.pdf



Parents guide Fractions.pdf



Parents guide Algebra.pdf





Free parent workbooks

Click on the link below to be directed to the White Rose Maths website. There are parent workbooks for all of the blocks that are covered in each year group (Y1-Y6).



[Parent workbooks](#)



1 Minute Maths

The year 1 and 2 common exception word lists are on the St Bernadette page of our website

Year 1 Common Exception words - Let's read and spell them!



[CommonExceptionWords_Y1.pdf](#)

Year 2 Common Exception Words - Let's read and spell them!



[CommonExceptionWords_Y2.pdf](#)

Common exception words for Year 1

Here are some common exception words – words that are spelled without using the normal spelling rules – that children in England are expected to be able to spell by the end of Year 1 (age 6).

| | | |
|-------|-------|--------|
| the | we | pull |
| a | no | full |
| do | go | he |
| to | so | me |
| today | by | she |
| of | my | house |
| said | here | our |
| says | there | friend |
| are | where | school |
| were | love | put |
| was | come | push |
| is | some | you |
| his | one | your |
| has | once | they |
| I | ask | be |


Common exception words for Year 2

Here are some common exception words – words that are spelled without using the normal spelling rules – that children in England are expected to be able to spell by the end of Year 2 (age 7).

| | | |
|----------|-----------|---------|
| door | everybody | improve |
| floor | even | sure |
| poor | great | sugar |
| because | break | eye |
| find | steak | could |
| kind | pretty | should |
| mind | beautiful | would |
| behind | after | who |
| child | fast | whole |
| children | last | any |
| wild | past | many |
| climb | father | clothes |
| most | class | busy |
| only | grass | people |
| both | pass | water |
| old | plant | again |
| cold | path | half |
| gold | bath | money |
| hold | hour | Mr |
| told | move | Mrs |
| every | prove | parents |

Reading

- Please ensure your child has their reading books in their bags each day.
- Read a little at a time but often (daily preferably!).
- Talk about stories before, during and after, discuss the plot, characters, feelings and actions, predict what will happen and encourage children to have their own opinions. It is vital to develop children's comprehension alongside word reading.
- Enjoy stories together.
- Please can you sign your child's diary to confirm they've read their book so we can change it. Your feedback on your child's reading is important to us.



A screenshot of the ELS Essential Letters and Sounds website. The page has a purple header with the ELS logo and the text 'Essential Letters and Sounds'. Below the header, there are several links: 'ELS Termly Progression.pdf', 'glossary-for-phonics.pdf', 'PowerPoint-for-Parents-Meeting.pptx', and 'ELS - more information for parents'. There is also a section for 'Oxford Owl eBooks' with a link to the 'Oxford Owl eBook Library' and a note about logging in. Below that, there are two video players for 'Phase 2 sounds' and 'Phase 3 sounds', both featuring the ELS logo and a background of purple flowers.

How to read a decodable book



Writing

The Curious Quests is an immersive adventure into story, poetry and make-believe and gives children a childhood that brims with endless possibilities to invent, imagine and story dream.

Children begin 'Curious Quests' in Year 1 after completion of Drawing Club in Reception.

The children use quests and key characters to provide joy in the learning of SPAG content as well as applying their phonic understanding too.

The Curious Quests wants to build on the liberation of Drawing Club that shows children that writing is for them and that the pen is a magic wand. They write for their own joy, not to meet the demands of the adults.



Y2 Groups

In order to meet the needs of the year 2 curriculum we do move children between the two classes for Maths and English.

This is based on the children's individual needs. Some children benefit from a slower pace, different teaching style, smaller groups etc.

Please be reassured that whichever class they're in they still access the year 2 curriculum but in a way that best meets their needs.

We've taken this approach in the past and found it to be really beneficial for the children.

The groups are very fluid and children may swap and change groups depending on what we're teaching and individual needs.

SeeSaw

This is used for classroom announcements, sharing the children's super work and sending photos of life and activities in our class.

Please use it to send in homework and achievements from home.

Please phone the office for any urgent message rather than sending it on SeeSaw.



December show dates to be confirmed



Thank you for attending.

Please don't hesitate to ask any questions.

